

# **North Shore Squares**



## **Continuing Square Dance Mainstream & Plus Calls**

Bruce Holmes & Jill Sullivan

Edited by Dave Mischler

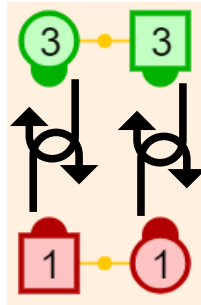
copyright © 2015-2018 by Holmes & Sullivan, all rights reserved

<b>Table of Contents</b>	<b>Page</b>
¼ Tag the Line	3
¾ Tag the Line	3
Acey Deucey	10
All 8 Spin the Top	19
Allemande Left to an Allemande Thar	5
Allemande Thar	5
(Anything) and Roll	15
(Anything) and Spread	13
Chase Right	20
Cloverleaf	6
Coordinate	13
Crossfire	19
Cut the Diamond	20
Diamond Circulate	18
Dixie Grand	20
Dixie Style to an Ocean Wave	8
Do Paso	4
Eight Chain Thru	7
Explode and (Anything)	16
Explode the Wave	16
Fan the Top	16
Flip the Diamond	18
Follow Your Neighbor	15
Grand Swing Thru	19
Linear Cycle	12
Load the Boat	11
Pass to the Center	7
Peel Off	12
Peel the Top	18
Ping Pong Circulate	11
Relay the Deucey	17
See Saw	5
Shoot the Star	6
Single Circle to a Wave	18
Slip the Clutch	6
Spin Chain and Exchange the Gears	21
Spin Chain the Gears	14
Spin Chain Thru	9
Spin the Top	8
Teacup Chain	10
Track 2	15
Trade the Wave	18
Turn Thru	3
Walk and Dodge	8
Walk Around Your Corner	4
Wrong Way Thar	6

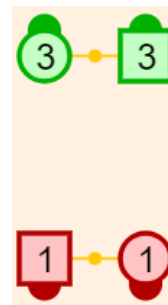
**MAINSTREAM**  
**Turn Thru**

Done with a facing dancer. Step forward, take right forearms, and right arm turn 1/2. Release and take a step forward.

**Start:**



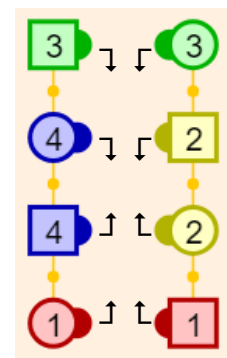
**Finish:**



**1/4 Tag the Line**

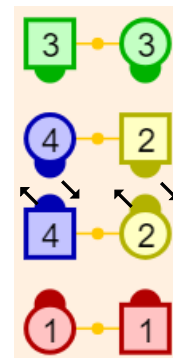
Everyone faces the center of the line and the leaders **Step to a Wave**. You end in a Quarter Tag Formation, with a wave down the middle and the trailers facing in toward the wave.

**Start:**



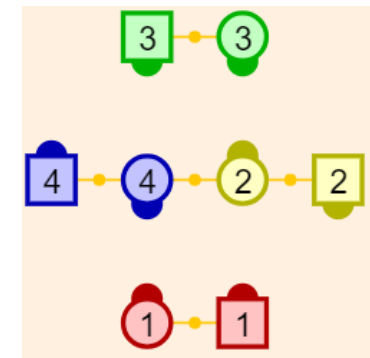
*Face center of line*

**Middle:**



*Step to a wave*

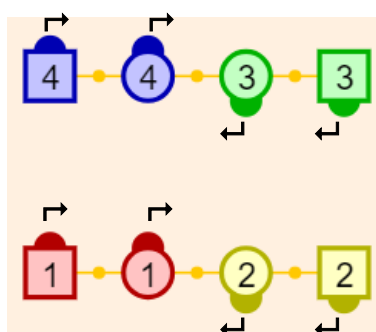
**Finish:**



**3/4 Tag the Line**

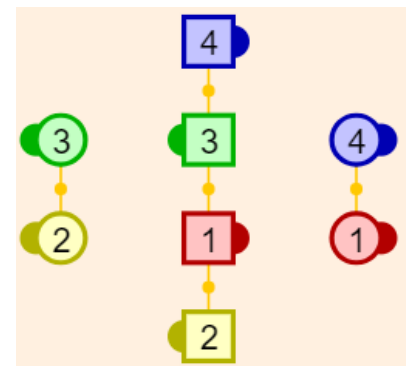
Everyone faces the center of the line and walks forward passing right shoulders with the oncoming dancers. Leaders pass by two dancers and end facing out. Trailers pass by one dancer and step to a right-hand Ocean Wave.

**Start:**



*Leaders pass two, trailers pass one*

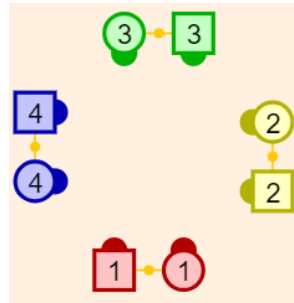
**Finish:**



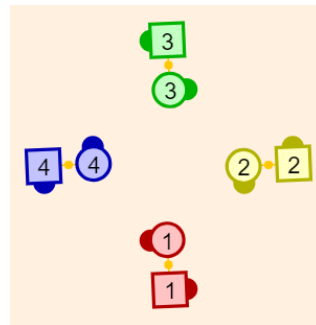
## Do Paso

Turn partner by the left forearm, corner by the right, and return to partner for a **Courtesy Turn** or another specified call.

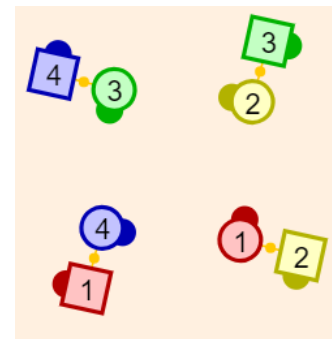
**Start:**



**Middle:**



*Left arm turn with partner*



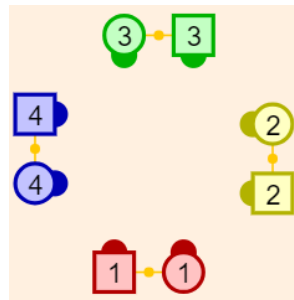
*Right arm turn with corner*

## Walk Around the Corner

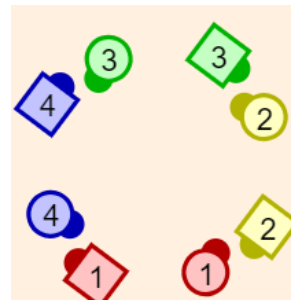
The call may also sometimes be **All Around Your Corner**. Dancers face their corners. They will walk forward around each other while keeping right shoulders adjacent. They will return to their original position, with their backs to their corner. It is often followed by

**See Saw.**

**Start:**

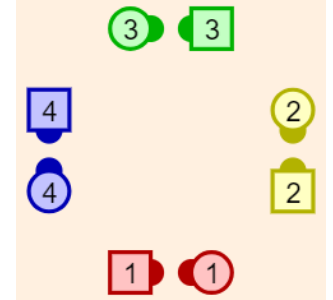


**Middle:**



*Walk around each other passing right shoulder*

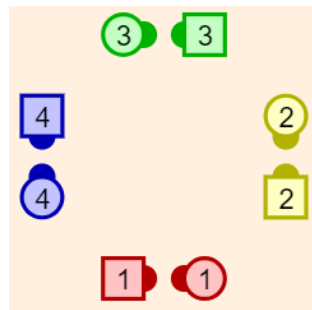
**Finish:**



## See Saw

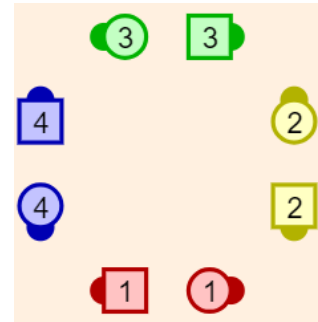
A left shoulder walk around, typically with your partner, following a **Walk Around the Corner**. End facing away from one another.

### Start:



*Walk around each other  
passing left shoulders*

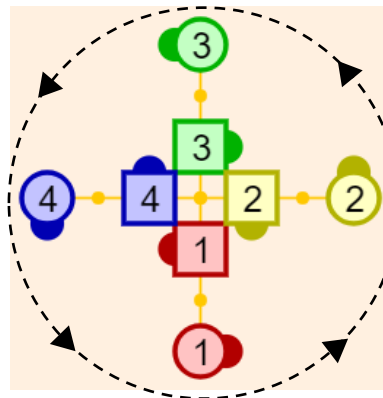
### Finish:



## Allemande Thar

This is a formation. It is formed by a left arm turn. The centers form a right-hand star and back up. Outside dancers hold the left forearm of a center dancer and walk forward. Movement is counterclockwise.

### Formation:



*Centers are backing up,  
Outsides are walking forward counterclockwise*

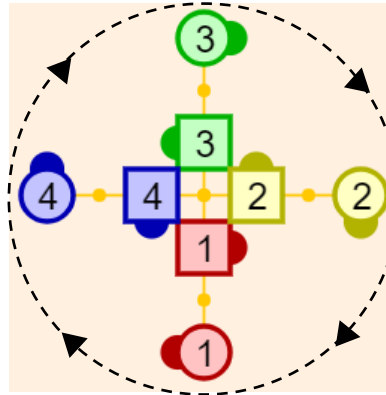
## Allemande Left to an Allemande Thar

This is the most typical way to get into an **Allemande Thar**. You will do an **Allemande Left** with your corner and then the caller will give more instructions. Typically, it is a right pull by with your partner and a left arm turn with the next dancer to enter the Thar formation.

## Wrong Way Thar

This is a formation. It is an Allemande Thar, but going in the opposite direction. As such, it will begin with a right arm turn. Movement will be clockwise.

### Formation:



*Centers are backing up,  
Outsides are walking forward clockwise*

## Slip the Clutch

A way to exit a Thar. Centers drop hands with the outside dancers. Centers will change direction to begin walking forward while maintaining the Star. Outside dancers will just continue to walk forward as they have been.

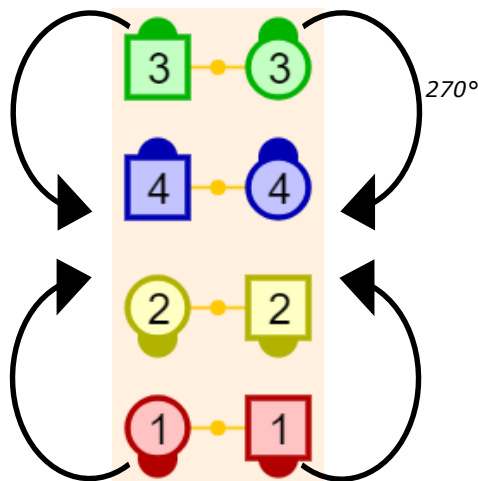
## Shoot the Star

A way to exit a Thar. Centers drop hands with the other centers and turn half by the left with the outside dancers. If the turn is to be a full arm turn (360°) by the left with the outside dancers, the caller will indicate **Shoot the Star All the Way Around** or **Shoot the Star a Full Turn**.

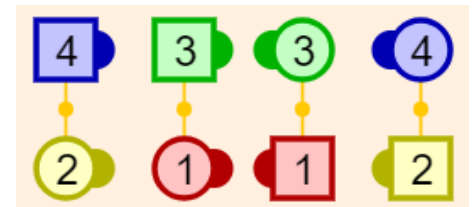
## Cloverleaf

From a Completed Double Pass Thru Formation, the leaders separate from one another and walk forward  $\frac{3}{4}$  of a circle (270°). The leaders meet an approaching leader to form a partnership. The trailers follow behind and do the same.

### Start:



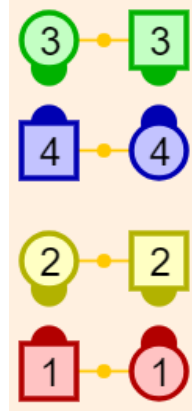
### Finish:



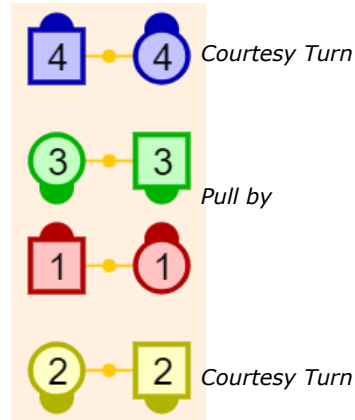
## Eight Chain Thru (1, 2, 3, etc.)

From Eight Chain Thru Formation (Facing Couples), there will be an alternating series of moves using your right and left hands. Begin with a right pull by, followed by a left pull by or courtesy turn, depending on your position in the formation. Continue the number of moves indicated by the caller. It can range from 1-8.

### Formation:



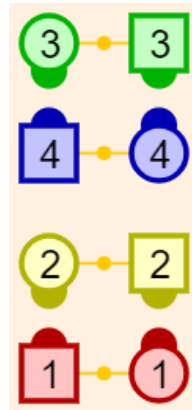
### Middle:



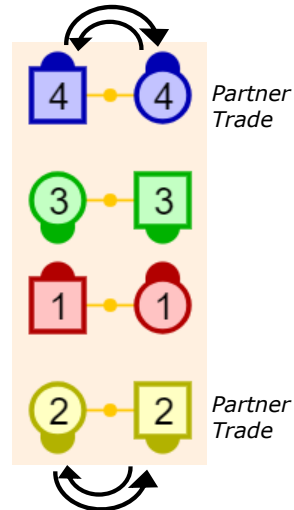
## Pass to the Center

From Eight Chain Thru Formation (Facing Couples), **Pass Thru**. If you are facing out, partner trade to face back in.

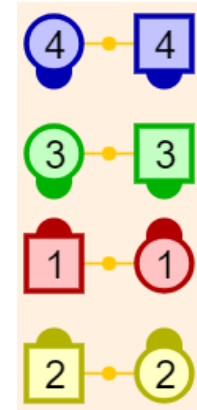
### Start:



### Middle:



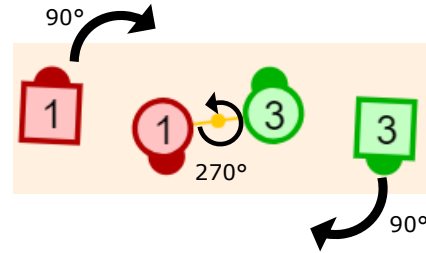
### Finish:



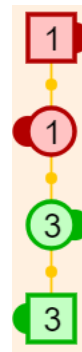
## Spin the Top

From an Ocean Wave, ends and adjacent centers turn  $\frac{1}{2}$  by their joined hands. The new centers turn  $\frac{3}{4}$  by their joined hands while the ends walk a  $\frac{1}{4}$  circle forward to reunite with their original adjacent.

**Middle:**



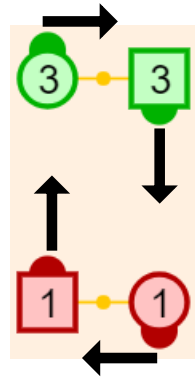
**Finish:**



## Walk and Dodge

Within a group of four, trailers will walk forward to assume the leader's position. The leader will dodge by sliding out of the way and into the spot vacated by a walker. No one changes the direction they are facing. If you are in Facing Couples without leaders and trailers, the caller will designate who walks and who dodges.

**Start:**



**Finish:**



## Dixie Style to an Ocean Wave

From Facing Couples, the dancer on the right moves forward and to the left to become a leader in a tandem. Leaders do a right pull by and then **Left Touch a Quarter** with the trailer to form an Ocean Wave.

**Middle:**



**Finish:**



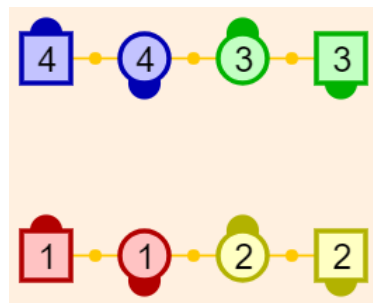


## Spin Chain Thru

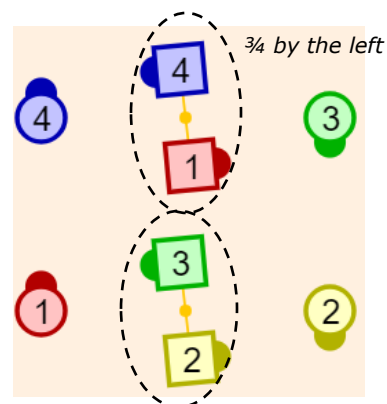
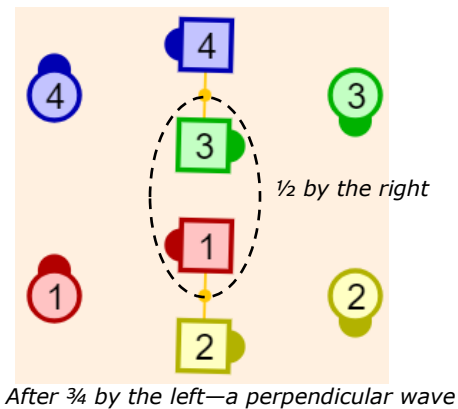
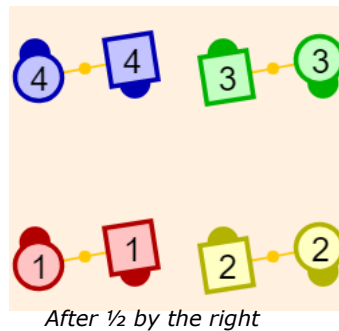
Beginning in parallel waves, ends and adjacent centers turn  $\frac{1}{2}$  by the right ( $180^\circ$ ). The new centers turn  $\frac{3}{4}$  ( $270^\circ$ ) by the left to make a new perpendicular ocean wave. The two centers of this wave turn  $\frac{1}{2}$  ( $180^\circ$ ) by the right to reform the wave. The ends and centers of that perpendicular wave now turn  $\frac{3}{4}$  ( $270^\circ$ ) by the left to join the waiting ends and return to parallel ocean waves with new members. The summary of movement is:

- ~  $\frac{1}{2}$  by the right
- ~  $\frac{3}{4}$  by the left
- ~  $\frac{1}{2}$  by the right
- ~  $\frac{3}{4}$  by the left

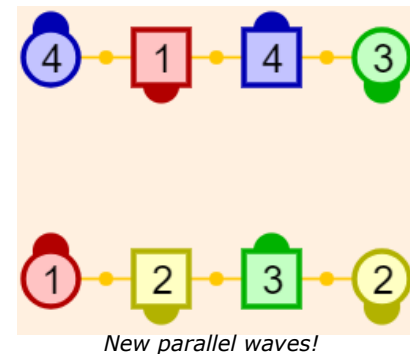
### Start:



### Middles:



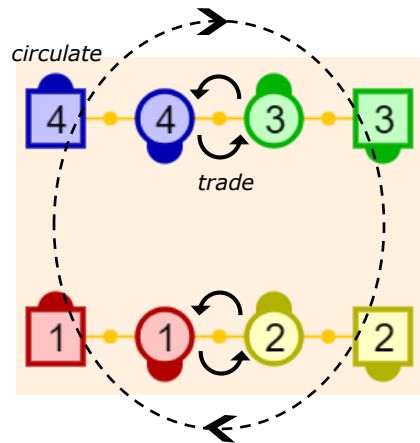
### Finish:



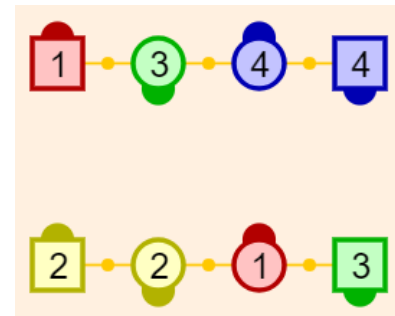
**PLUS:  
Acy Deucey**

From Parallel Waves or Two Faced Lines, ends **Circulate** and centers **Trade**.

**Start:**



**Finish:**



**Teacup Chain**

From the Static Square, each girl will move around to each of the boys counterclockwise beginning with their corner. If called as **Head Ladies Center for a Teacup Chain...**

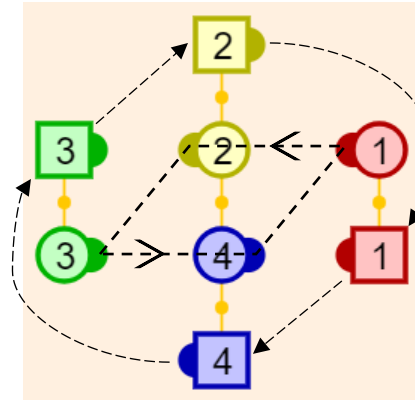
- Step 1: Heads will move to the center and chain  $\frac{3}{4}$  by the right to meet their corner for a left arm turn.  
Sides move directly to the right to their corner for a right arm turn.
- Step 2: Heads will then go directly right to the next boy for a right arm turn.  
Sides go to the center and chain  $1\frac{1}{4}$  by the left to advance to their next boy for a right arm turn.
- Step 3: Heads return to the center and turn  $1\frac{1}{4}$  by the left to advance to their next boy for a right arm turn.  
Sides move directly to the right to their next boy for a left arm turn.
- Step 4: Heads move directly right to meet their partner at home for a courtesy turn. Sides meet in the center and chain  $\frac{3}{4}$  by the right to also meet their partner at home for a courtesy turn.

If Sides were the designated ladies, all of the above roles would be reversed. If couples are Half Sashayed, the boys could also do all of the above and the caller would designate **Head / Side Men Center for a Teacup Chain.**

## Ping Pong Circulate

From a Quarter Tag Formation (wave in the middle, with couples on either side facing in toward the wave). The couples facing in will walk directly forward into the next person's position. If you're in the wave, **Pass Thru** to the outside and **Partner Trade**. There are two possible paths and you just need to circulate along the right one.

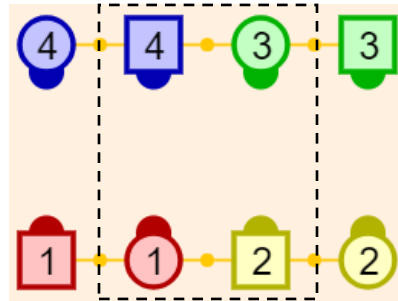
### Formation and Paths:



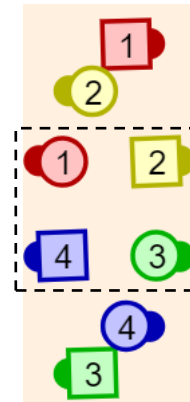
## Load the Boat

From Lines Facing In, ends will walk around the outside passing three right shoulders and turning to face in. Centers will **Pass Thru**, turn to face away from the center, **Partner Trade**, and then **Pass Thru**. Ending formation is Eight Chain Thru (or couples facing couples).

### Start:

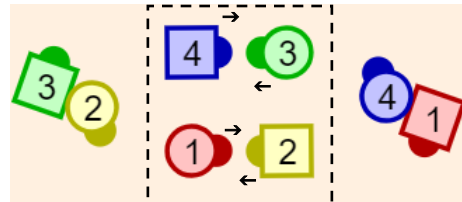


### Middle:



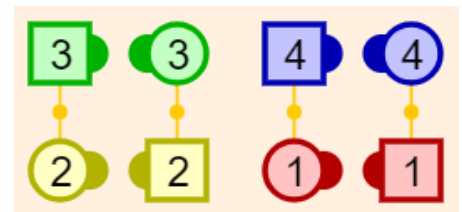
*Pass Thru  
Face Away from Center*

### Middle:



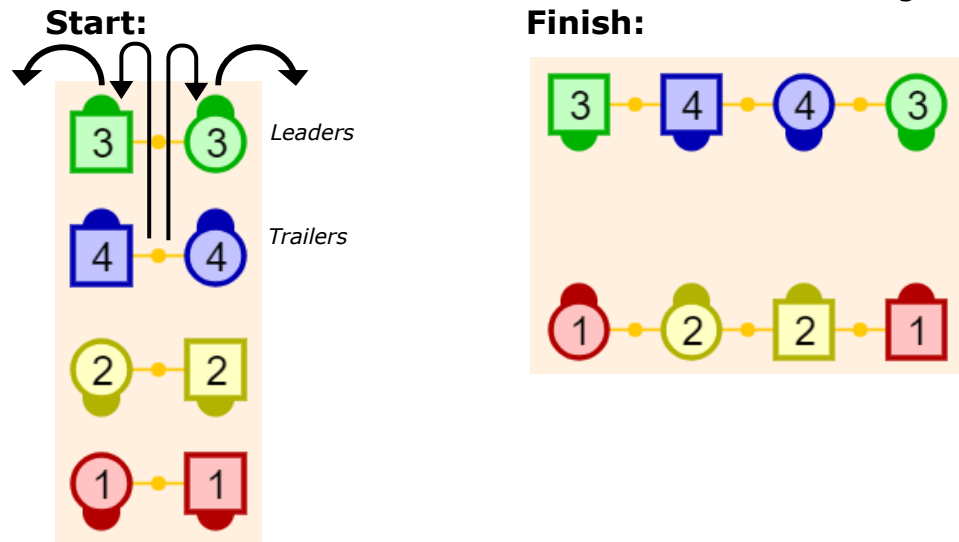
*Partner Trade  
and  
Pass Thru*

### Finish:



## Peel Off

From a Completed Double Pass Thru Formation, leaders **Run** to the outside to form the ends of a line. Trailers step forward and **U-Turn Back** away from each other and form the centers of the line. Ends in Lines Facing In.



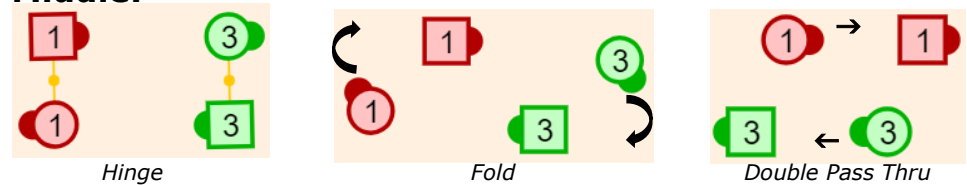
## Linear Cycle

From a Wave, ends and adjacent centers **Hinge**. The person facing out will **Fold**, both will **Double Pass Thru**, and **Peel** to end in Lines Facing In. If the initial hinge was left handed, the passing will be left shoulders, and the peel will also be to the left.

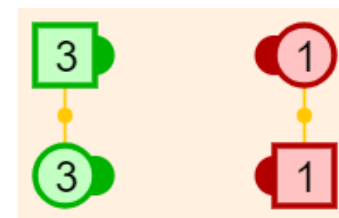
**Start:**



**Middle:**



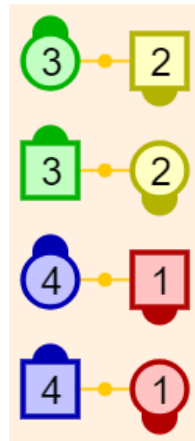
**Finish:**



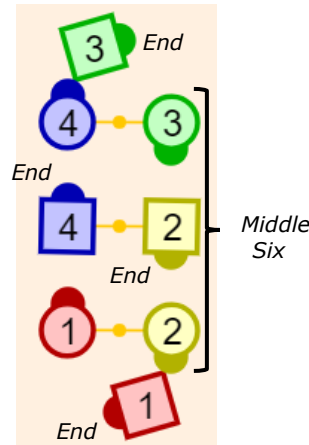
## Coordinate

From a Column, everyone circulates 1½ times. You will pass two people (no, no) and connect with the third (yes). Turning the corner as the leader of a column counts as passing someone. The center six people still in a column will **Trade**. The very center two release hands and move out to form the ends of the line. The other ends will be those who are not part of the center six trading. End is Two Faced Lines.

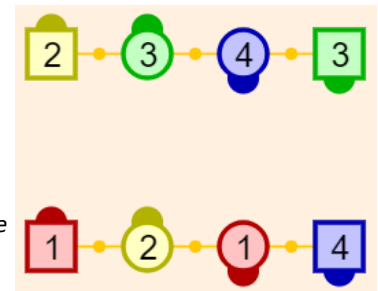
**Start:**



**Middle:**



**Finish:**



## (Anything) and Spread

People will spread apart and others will step between them to make a line. No one changes direction. You will either be stepping forward or sliding apart. Who spreads is determined by:

- 1) Being specified in the preceding call
- 2) In a line or wave, the centers spread apart and the ends slide together
- 3) In tandem couples, leaders spread and trailers step forward

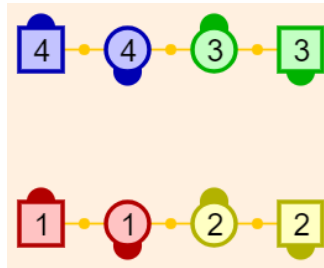
# Spin Chain the Gears

From Parallel Ocean Waves, everyone **Trades**  $\frac{1}{2}$  by the right ( $180^\circ$ ). The new centers turn  $\frac{3}{4}$  ( $270^\circ$ ) by the left to form a perpendicular wave, while the outside dancers **U-Turn Back**. The centers of the perpendicular wave turn  $\frac{1}{2}$  ( $180^\circ$ ) by the right and let go to form a left-hand Star with the four dancers on their side of the square. All turn that star  $\frac{3}{4}$  and form a new wave. Centers trade  $\frac{1}{2}$  by the right to reform the wave. The ends of that wave turn  $\frac{3}{4}$  ( $270^\circ$ ) by the left while the outside dancers **U-Turn Back**. The summary of movement is:

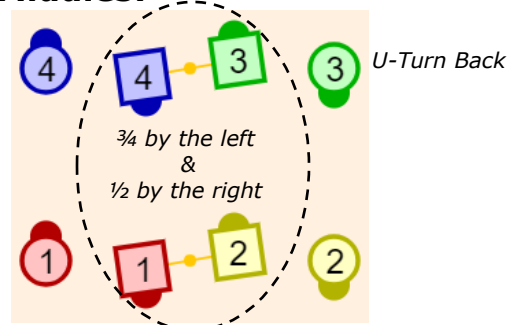
- ~  $\frac{1}{2}$  by the right
- ~  $\frac{3}{4}$  by the left
- ~  $\frac{1}{2}$  by the right
- ~  $\frac{3}{4}$  by the left (star)
- ~  $\frac{1}{2}$  by the right
- ~  $\frac{3}{4}$  by the left

Ends in Parallel Ocean Waves with new members.

## Start:



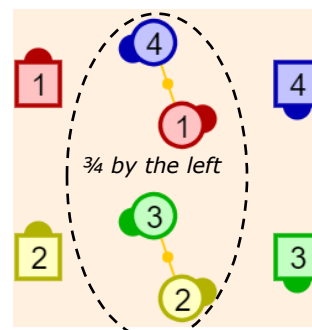
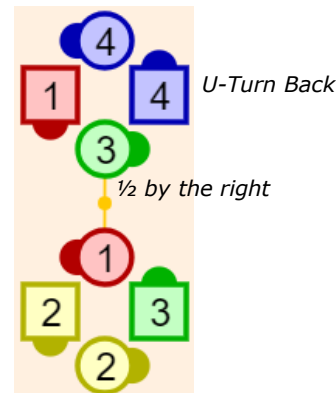
## Middles:



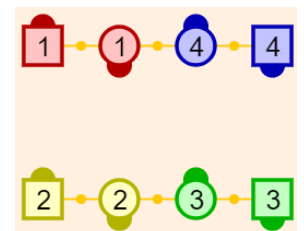
After  $\frac{1}{2}$  by the right



Stars go  $\frac{3}{4}$  by the left



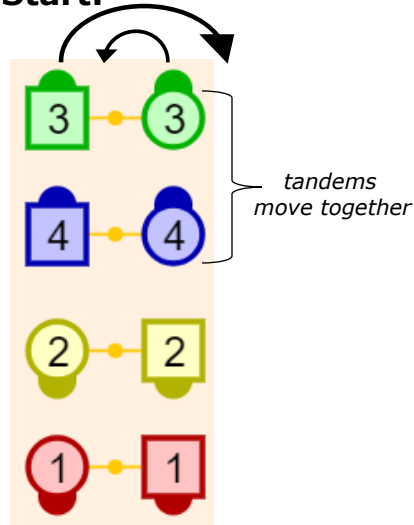
## Finish:



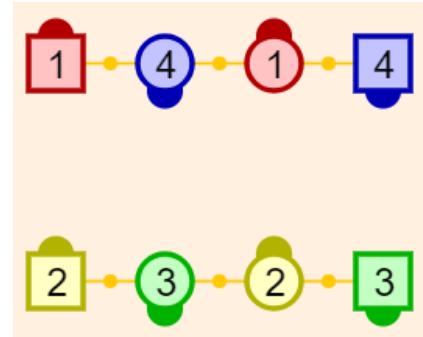
## Track Two

From a Completed Double Pass Thru Formation, there will be an inside and outside track. Tandems will work together, with the Leaders and Trailers from the right track moving single file to the left counterclockwise. They stay to the inside of the dancers in the left track who will be moving to the right clockwise on the outside. Ends in Parallel Ocean Waves.

**Start:**



**Finish:**



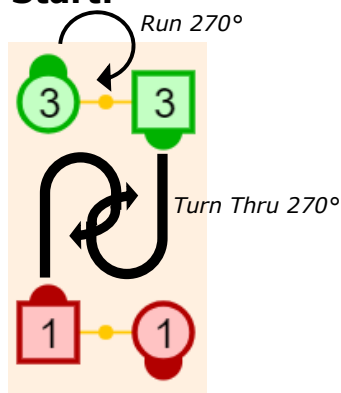
## (Anything) and Roll

For any call that has rotation, you will continue the momentum an additional  $\frac{1}{4}$  turn or  $90^\circ$  in place. If the call has you moving directly forward and not rotating, do not roll.

## Follow Your Neighbor

Much like **Scout Back**. Those facing in will step forward, but the turn will now be  $\frac{3}{4}$  or  $270^\circ$  instead of  $180^\circ$ . Similarly, those facing out will run  $\frac{3}{4}$  or  $270^\circ$  instead of the typical  $\frac{1}{2}$  or  $180^\circ$ . Those facing out will become the ends of a wave, and those facing in will be the centers. It is a left-hand wave unless the caller adds "**And Spread**" in which case everyone shifts slightly left to make a right-hand wave.

**Start:**



**Finish:**



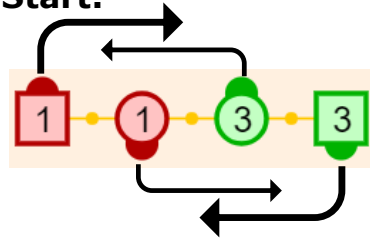
### Fan the Top

From Ocean Waves or Two Faced Lines, the centers turn  $\frac{3}{4}$  or  $270^\circ$  by walking forward and the ends walk forward  $\frac{1}{4}$  or  $90^\circ$  to meet them again. The resulting Wave or Two Faced Line will be perpendicular to the original.

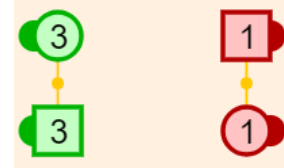
### Explode the Wave

From waves, everyone releases hands and steps forward and turns  $\frac{1}{4}$  or  $90^\circ$  to face the adjacent dancer. Then pull by with the right and it ends in Couples Back to Back.

**Start:**



**Finish:**



### Explode and (anything)

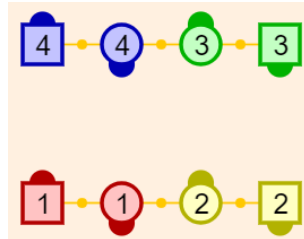
From waves, everyone releases hands and steps forward and turns  $\frac{1}{4}$  or  $90^\circ$  to face the adjacent dancer. They will then complete whatever was called (i.e. **Right and Left Thru, Star Thru, Box the Gnat**, etc.)



## Relay the Deucey

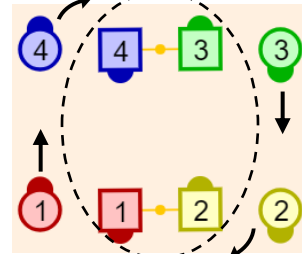
From Parallel Ocean Waves, everyone trades  $\frac{1}{2}$  by the right ( $180^\circ$ ). The new centers turn  $\frac{3}{4}$  ( $270^\circ$ ) by the left to form a perpendicular wave, while the outside dancers circulate  $\frac{1}{2}$ . There will now be a wave of six dancers and two outsides who will be circulating. The wave of six will turn  $\frac{1}{2}$  by the right. Those finding themselves on the outsides will half-circulate while the four still in the wave will turn  $\frac{1}{2}$  by the left. There will be a new wave of six who turn  $\frac{1}{2}$  by the right. Four will turn  $\frac{3}{4}$  by the left while the others half-circulate to finish with the one they started with

### Start:

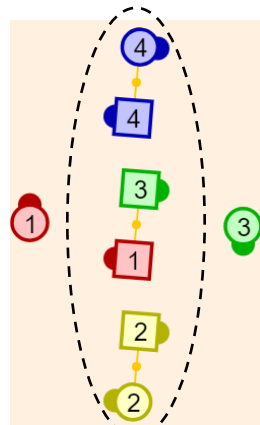


Everyone turns  $\frac{1}{2}$  by the right

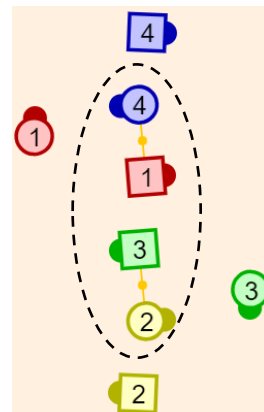
### Middle:



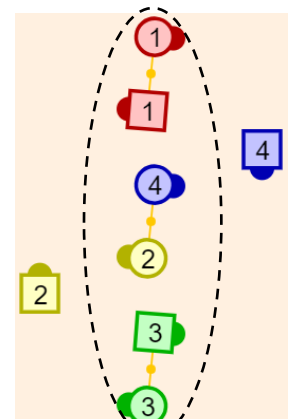
Centers turn  $\frac{3}{4}$  by the left. Outsides will  $\frac{1}{2}$  circulate.



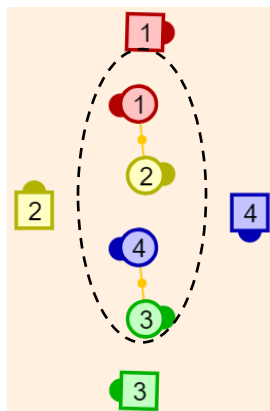
In the wave of six, turn  $\frac{1}{2}$  by the right. Outside two  $\frac{1}{2}$  circulate.



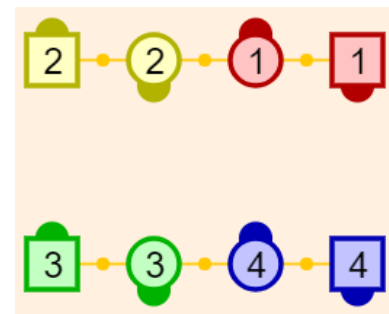
In the wave of four, turn  $\frac{1}{2}$  by the left. Outside four  $\frac{1}{2}$  circulate.



In the wave of six, turn  $\frac{1}{2}$  by the right. Outside two  $\frac{1}{2}$  circulate.



In a wave of four, turn  $\frac{3}{4}$  by the left. Outside four  $\frac{1}{2}$  circulate.



Meet up with who you started with in parallel ocean waves!

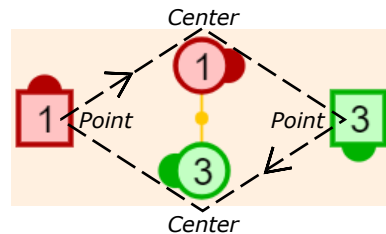
## Peel the Top

Leaders peel off as the trailers step forward and take hands. From this wave, centers turn  $\frac{3}{4}$  or  $270^\circ$  while those who peeled off (ends) move forward  $\frac{1}{4}$  or  $90^\circ$ .

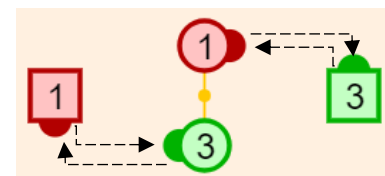
## Diamond Circulate

From a Diamond Formation, there will be two people in the center holding hands and two people on the outside pointing into the center. When you **Circulate**, you move to the next position in the diamond by moving forward  $\frac{1}{4}$  circle or  $90^\circ$ . Centers become Points and Points become Centers. If it is a Facing Diamond, remember to pass right shoulders.

### Formation and Paths:



### Facing Diamond Paths:



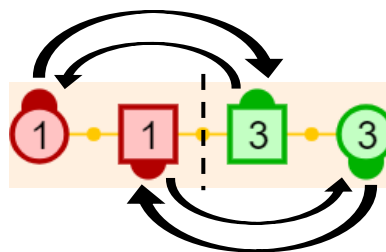
## Single Circle to a Wave

From Facing Couples, take two hands with the person you are facing. **Circle Left** a  $\frac{1}{2}$  turn or  $180^\circ$  and **Veer Left** to a wave by taking right hands.

## Trade the Wave

From an Ocean Wave, **Trade** with the person facing the same direction by passing right shoulders. Ending position is also a wave but of the opposite hand. Ends become centers. Centers become ends. It is essentially an all **Cross Fold**.

### Start:



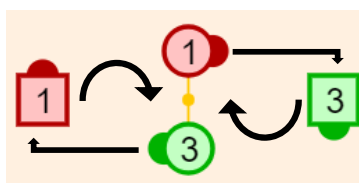
### Finish:



## Flip the Diamond

From a Diamond Formation, you can terminate the formation by having the centers **Circulate**. The points pivot  $180^\circ$  on their inside foot to become the centers of the resulting wave.

### Start:



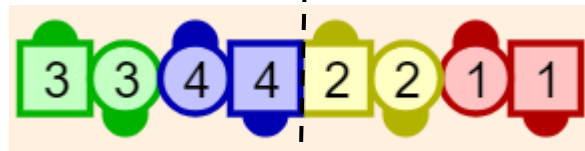
### Finish:



## Grand Swing Thru

From a Tidal Wave Formation, those who can, turn  $\frac{1}{2}$  by the right ( $180^\circ$ ) and then those who can, turn  $\frac{1}{2}$  by the left ( $180^\circ$ ). Unlike **Swing Thru**, from this formation, you are allowed to cross the center line and are not confined to your wave of four.

### Formation:

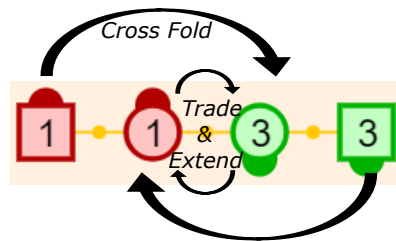


## Crossfire

Ends **Cross Fold**. Centers **Trade**, release hands, and **Extend**.

### Two Faced Line

#### Start:

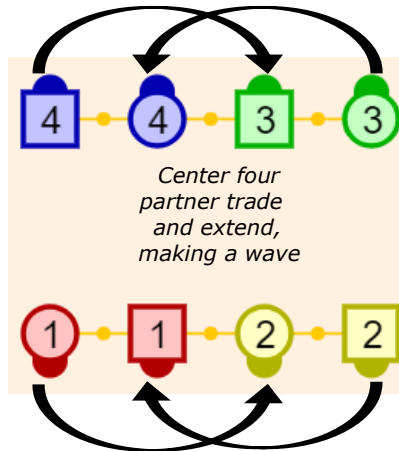


#### Finish:

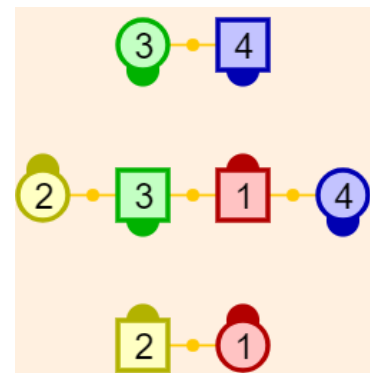


### Lines Facing Out

#### Start:



#### Finish:



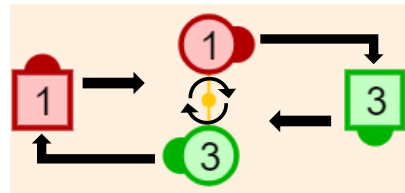
## All 8 Spin the Top

Centers and adjacent dancers turn  $\frac{1}{2}$  by their connected hand. The new centers will move forward  $\frac{3}{4}$  of a circle or  $270^\circ$ . The ends will move  $\frac{1}{4}$  on the outside to meet them.

## Cut the Diamond

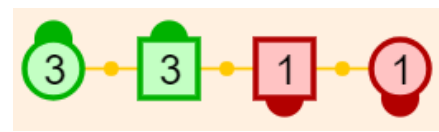
From a Diamond Formation, you can terminate the formation by having the centers **Circulate**. The Points slide together and **Trade**. It ends in a line or wave.

**Start:**



*Points slide & trade*

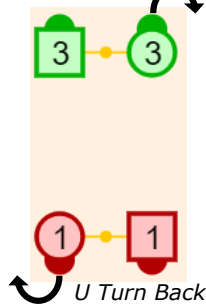
**Finish:**



## Chase Right

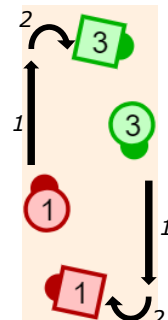
From two couples back to back, the person on the right does a **U-Turn Back** toward his right shoulder. Then, everyone does two **Split Circulates**. The person on the left essentially "chases" or follows the person on the right. If the person on the left is to be the leader, the caller will indicate that with **Left Chase**.

**Start:**



*U Turn Back*

**Middle:**



*Circulate Twice*

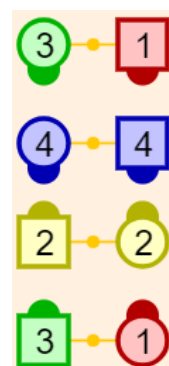
**Finish:**



## Dixie Grand

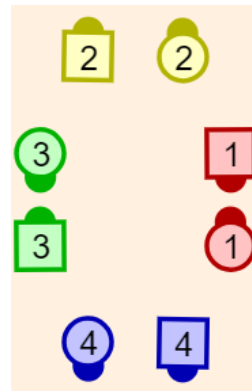
From a Double Pass Thru Formation, those who can, start with a right pull by. Then everyone joins in to do a left pull by and a right pull by. As the movement progresses, the formation changes to a circle. Typically, this 3 hand **Wrong Way Grand**, will be followed by an **Allemande Left** to get you back in the correct direction for a **Right and Left Grand**.

**Start:**



*Only ones who can do the first pull by*

**Middle:**

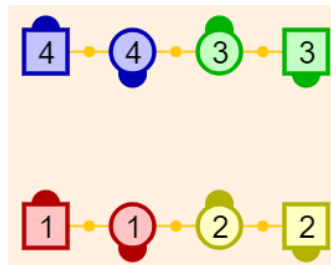


*After two pull bys, shape is becoming a circle*

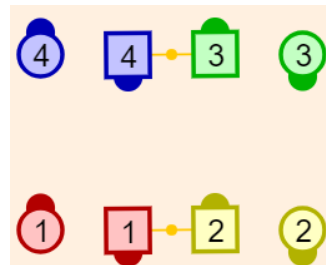
## Spin, Chain, and Exchange the Gears

From Parallel Ocean Waves, everyone **Trades**  $\frac{1}{2}$  by the right ( $180^\circ$ ). The new centers turn  $\frac{3}{4}$  ( $270^\circ$ ) by the left to form a perpendicular wave, while the outside dancers **U-Turn Back**. The centers of the perpendicular wave turn  $\frac{1}{2}$  ( $180^\circ$ ) by the right and let go to form a left-hand Star with the four dancers on their side of the square. The person facing out becomes the leader of the group of four and all turn that star  $\frac{3}{4}$ . The leader then takes them on a curved path passing the members of the other star. Once they have exchanged with the approaching four, the leader continues forward  $270^\circ$  and then **Hinges** with the dancer that follows who will become the end of the wave. The third person in line, turns  $180^\circ$  to join the leader. The final person just steps forward to become the end of the wave. Ends in Parallel Ocean Waves with new members.

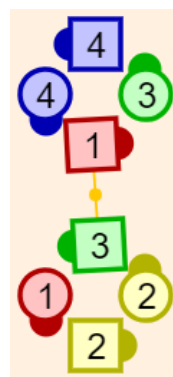
### Start:



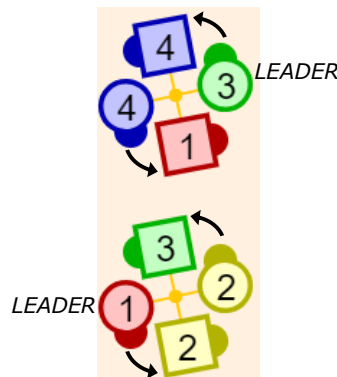
### Middle:



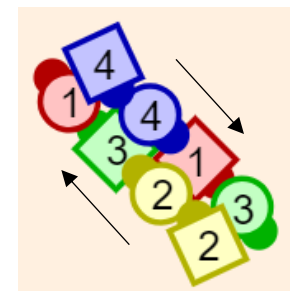
After  $\frac{1}{2}$  by the right; New centers turn  $\frac{3}{4}$  by left and others U-Turn Back



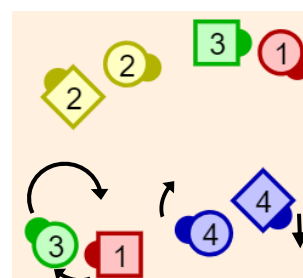
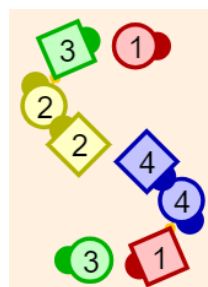
Very enters turn  $\frac{1}{2}$  by the right to form a Star



Stars turn  $\frac{3}{4}$  by the left and the leaders starts the exchange with the other star



Exchange



### Finish:

